

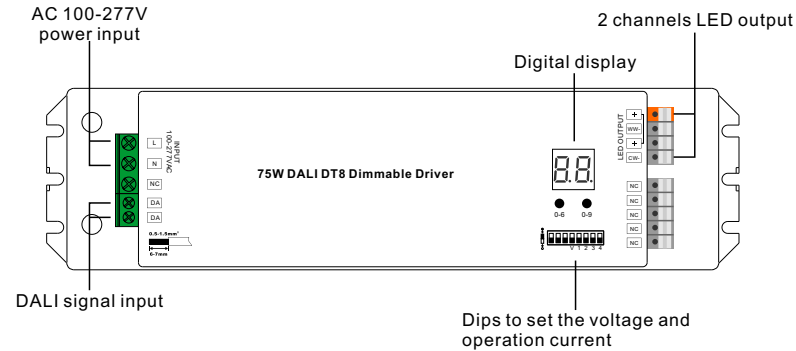
75W DALI DT8 LED Driver (Constant Current)

09.DA75CT.04735



Important: Read All Instructions Prior to Installation

Function introduction



Product Data


	LED Channel	2							
	Output	Selectable Current	250mA	300mA	350mA	400mA	450mA	500mA	600mA
DC Voltage Range		6-48V	6-48V	6-48V	6-48V	6-48V	6-48V	6-48V	6-48V
Selectable Current		800mA	900mA	1000mA	1100mA	1200mA	1300mA	1400mA	1500mA
DC Voltage Range		6-48V	6-48V	6-48V	6-48V	6-48V	6-48V	6-48V	6-48V
Current Tolerance		±5%							
Rated Power		Max. 72W/CH, CH1+CH2 ≤ 75W							
Input	Voltage Range	100-277V AC							
	Frequency Range	50/60Hz							
	Power Factor (Typ.)	> 0.96							
	Total Harmonic Distortion	THD ≤ 15% (@ full load / 230VAC)							
	Efficiency (Typ.)	87% @ 230VAC full load							
	AC Current (Typ.)	400mA @ 230VAC							
	Inrush Current (Typ.)	COLD START Max. 2A at 230VAC							
	Leakage Current	< 0.5mA / 230VAC							
	Standby Power Consumption	< 0.5W							

Control	Dimming Interface	DALI (Device Type 8)
	Dimming Range	0%-100%
	Dimming Method	Pulse Width Modulation
	Dimming Curve	Logarithmic
Protection	Short Circuit	Yes, recovers automatically after fault condition is removed
	Over Voltage	Yes, recovers automatically after fault condition is removed
	Over Temperature	Yes, recovers automatically after fault condition is removed
Environment	Working Temp.	-20°C ~ +45°C
	Max. Case Temp.	85°C
	Working Humidity	10% ~ 95% RH non-condensing
	Storage Temp. & Humidity	-40°C ~ +80°C, 10% ~ 95% RH
Safety & EMC	Safety Standards	UL8750, CAN/CSA C22.2 No. 250.13-14, EN61347-1, EN61347-2-13 approved
	Withstand Voltage	I/P-O/P: 3.75KVAC
	Isolation Resistance	I/P-O/P: 100M Ohms / 500VDC / 25°C / 70% RH
	EMC Emission	EN55015, EN61000-3-2, EN61000-3-3
	EMC Immunity	EN61547, EN61000-4-2,3,4,5,6,8,11, surge immunity Line-Line 1KV
Others	MTBF	193.6K hrs min. @ 230VAC full load and 25°C ambient temperature
	Dimension	244x64x32mm (L*W*H)

Output Current

Select the correct output current before wiring to LED light by DIP Switches. Please make sure the power to the driver is disconnected before selection of the output current.

Dips to set the voltage and operation current



- DALI DT8 Dimmable LED driver
- 2 channels constant current output, total output power up to 75W
- Output current level selectable from 250mA to 1500mA by DIP switches
- Class II power supply, full isolated plastic case
- High power factor and efficiency

- Built-in DALI interface, DALI DT8 device
- Complies to IEC 62386-209:2011
- DALI DT8 device to control Warm White and Cool White output via a single DALI address
- Color temperature adjustment according to DALI specifications of Device Type 8, Color Type Tc.
- Compatible with universal DALI masters that support DT8 commands
- IP20 rating, suitable for indoor LED lighting application

Safety & Warnings

- DO NOT install with power applied to the device.
- DO NOT set operation current with power applied to the device.
- DO NOT expose the device to moisture.

Operation

1. Set DALI Address Manually Via Buttons



- 1.1 Press and hold down any of the two buttons until numeric digital display flashes, then release the button.
- 1.2 Click any of the two buttons once to select a digit, click again to change the digit until the desired DALI address appears. Click first button to set "tens" position and second button to set "units" position. The address can be set from 00~63.
- 1.3 Then press and hold down any of the 2 buttons until the numeric digital display stops flashing to confirm the setting.

Note: DALI address can be manually assigned from 00-63-FF, by factory defaults, no DALI address is

assigned for the driver, and the display shows **FF**. Setting DALI address as **FF** will reset the dimmer to factory defaults.

2. DALI Address Assigned by DALI Masters

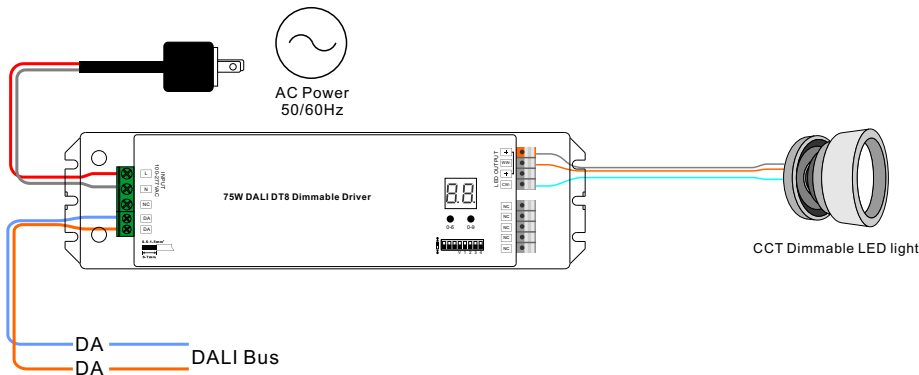
2.1 DALI address can also be assigned by DALI Master controller automatically, please refer to user manuals of compatible DALI Masters for specific operations.

Note: The digital display will show **AU** when the DALI master is assigning addresses.

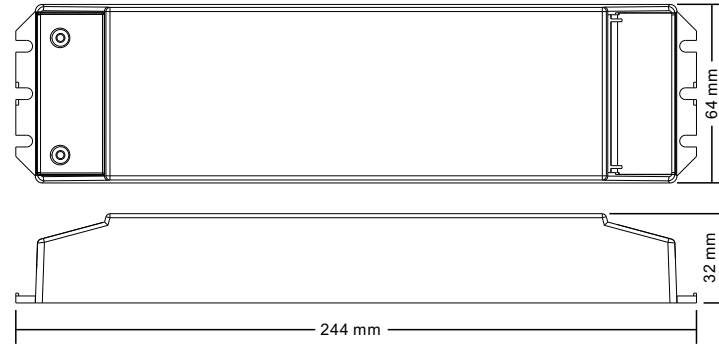
3. Tunable white functionality

- The driver has 2 output channels used to control the intensity and temperature of white colour as well known as "Tunable White".
- This driver responds to DALI type 8 (DT8) commands, which in practice means that they only have 1 common address for both output channels.
- The driver will operate correctly once tunable white LED module parameters are programmed to the driver. Compatible with universal USB interface DALI master controllers.

Wiring diagram



Product Dimension



Installation



Note: when mounting the driver, please choose any one of the three fixing screw holes to fix with a screw at each end.