



<http://atx-led.com>

Strip Lights – CV and CC

AL-SL-42v

AL-SL-48v

Tunable White 10mm

Fixed white 8 mm

Bright LEDs, Cool operation

### [Product Details](#)

These LED strips offer different watt per ft and color options. They have built in current limiters for each cuttable segment. The strips offer high lumen output and double sided tape for quick installation, with factory supplied 12 inch leads. There are two models, the tunable white, 4 wire, 10mm version with 8 inch cut lengths, and the fixed white 8 mm version with 5 inch cut lengths and 2 wires.

The use of the higher voltages reduces voltage drop on long runs, and allows use with either constant current or constant voltage sources.



---

### Signature – Color Tunable



# Value – Fixed CCT

## Technical specifications

CRI	90+		
Dimming	2% to 100%, flicker free, no artifacts		
Operating Wattage	1.5 w/ft	2 w/ft	3.0 w/ft
	5 w/m	7.5 w/m	10 w/m
	500 mA/ 16.4 ft	750 mA/ 16.4 ft	1000 mA/ 16.4 ft
Operating Voltage Options	<b>Signature model</b>  dimming: 35v to 42v Full ON: above 42v current limited above 42v	<b>Value model</b>  dimming: 40v to 48v Full ON: above 48v current limited above 49v	
<b>Maximum recommended voltage</b>	<b>44v</b>	<b>52v</b>	
Lm/w	<b>130 lm/w @ 40v</b>	<b>130 lm/w @ 48v</b> <b>115 lm/w @ 51v</b>	
Color Temperature	2700 + 5000K 2200 + 5000K * 2700 + 4000K *	3000K 3500K 4000K *	
On/Off switch capable	Not recommended @48v do not use @ 51v	Yes @ 48v or 51v	
Recommended Driver	Constant Current driver eg: AL-WS-DR2 or AL-SML-DR2-70CCT** AL-KCR-TW-660mA	Constant Voltage @48v Constant Current ** or PWM driver @ 48v 51V operation for long runs	
Recommended wiring	Parallel		
Operating Temperature	Ceiling mount, -20 to 50 Deg C non condensing		
Size	500 cm x 10 mm	500 cm x 8 mm	
Cut Segment	8 inches / 20 cm	5 inch / 12.5 cm	
# wire terminals	4 wires CW+, CW-, WW+, WW-	2 wires	
Connections	Soldering required when cut 12 inch pigtailed included		

\* 6-8 week delivery time \*\* set max current in the control hub so output voltage is max 43v

## Installation Notes - Signature

**Not recommended for on/off operation without a dimmer**, only use a constant current ( CCR ) driver for dimming, observe minimum strip lengths. Please audit the installation before and after deployment. During full brightness, the voltage on the strip should not exceed 42v. The voltage will be managed automatically by the DR2 at any length. See notes below for other CC drivers. Voltages above 42 volts will operate perfectly, but the excess power is consumed as heat not light – no reason to do that. DALI drivers offer a max brightness setting – please use that, some drivers have dip switches – measure the voltage and adjust. The AL-WS-DR2 automatically detects the proper max current level for the attached strips, the AL-SML-DR2-70CCT and SRP-2309 requires the level to be set manually.

Model	Dimming Voltage	Ideal Max Dimmer Voltage	CCT	CRI	w/ft	mA/cut	Cm/cut	w/mtr
<b>AL-SL-42v1.5w</b>	35-40v	42v	27/50K	90+	1.5	25	20	5
<b>AL-SL-42v2w</b>	35-40v	42v	27/50K	90+	2	30	20	6.5
<b>AL- SL-42v2.5w</b>	35-40v	42v	27/50K	90+	2.5	40	20	8.2

Driver	Default Minimum Length			Adjustment Options	Wattage limited to
	1.5 w/ft	2 w/ft	2.5 w/ft		
AL-WS-DR2	automatic	automatic	automatic	automatic	Automatic 28w
AL-SML-DR2-70CCT	45	33	25	In ATX LED Hub	70w
AL-SML-DR2K-70CCT	45	33	25	In the App	70w
AL-KCR-CC-TW	16	13	10	Internal – 50%	28 w
AL-KCR-PWM	Do not use				

There is no risk of damage if the length of the strip is exceeded. The wattage is limited and the strip will operate perfectly, at a lower watt/ft – so 16 or 25 ft on a DR2 is acceptable for toe kick or many other applications.

There is risk of reduced lifetime if the minimum lengths are not respected. This will void the warranty.

## Installation Notes - Value

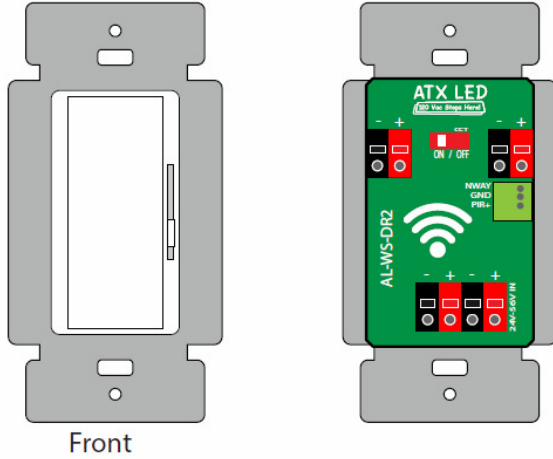
**Value Line.** You can use an On/Off switch, PWM or CCR drivers @ 48v to 51v. Do not use AL-WS-DR2 drivers. You can use AL-SML-DR2-70CCT or AL-KCR-TW drivers. 51v with AWG18/2 wire will operate at up to 50 ft to the strip, with 100 watts of load on the strip.

Model	Dimming Voltage	Max Dimmer Voltage	CCT not adjustable	CRI	w/ft	mA/Cut	Cm/Cut	w/mtr
AL-SL-48v1.2w	40-48v	52v	3000K, 3500K, 4000K	90+	1.2	10	12.5	3.8
AL-SL-48v1.8w	40-48v	52v	3000K, 3500K, 4000K	90+	1.7	15	12.5	5.8
AL-SL-48v2.5w	40-48v	52v	3000K, 3500K, 4000K	90+	2.3	20	12.5	7.7
AL-SL-48v3w	40-48v	52v	3000K, 3500K, 4000K	90+	2.9	25	12.5	9.6

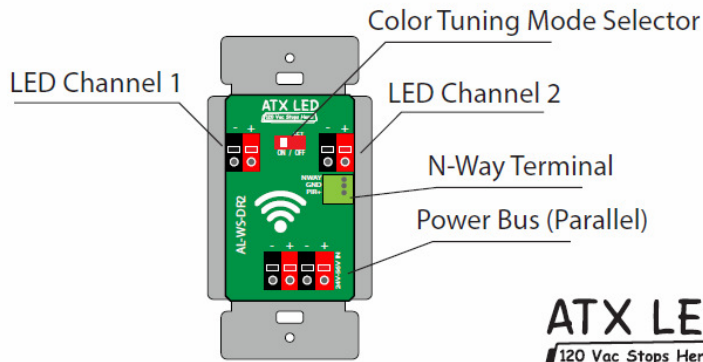


## Meet the DR2

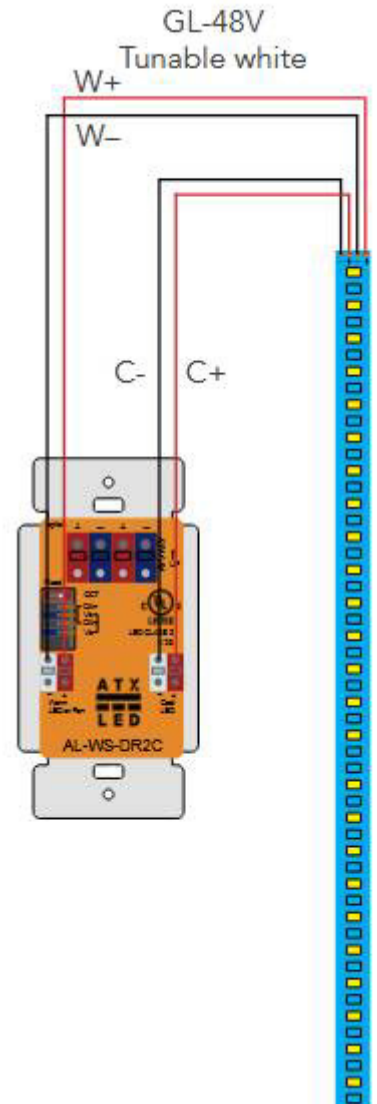
The DR2 is the heart of the entire system. From the front it looks like a typical style wall switch with a slide dimmer. This is where the driver for the LEDs is located. The DR2 uses current control technology to provide perfect dimming to each of its corresponding LEDs. There are several different types of DR2 available, depending on application.



Front



**ATX LED**  
120 Vac Stops Here!





1108 Lavaca St - STE 110-489  
Austin, TX 78701  
512377 6052

<http://awg18.com>

## AL-SML-DR2-70CCT | CC / CV LED Driver

CCT operation ( DT8) or  
2x Fixed outputs ( DT6)

### Product Description - AL-SML-DR2-70CCT

This structured media device fits into the Leviton 47605 panel and provides Class 2, UL 1310 dimmable outputs for up to 12 CCT LEDs or 60 ft of CCT Strip Leds. Max output is 1500 mA, overloading is not possible.

Internal 70 Watt power supply operates from 100vac to 240vac, and has daisy chained C13/C14 connectors.

### Voltage Readback

The RealTime voltage on the LEDs can be read back via the DALI bus for testing applications.

### sml Format

This device is a member of the ATX LED sml family for Structured Media Panels. This allows 8 devices in a 14x14 panel.

### DT6 or DT8 mode

Operates in IEC 62386 DT6 or DT8 modes. User selectable. DT6 offers two independent outputs with 2 unique Short Addresses. DT8 offers one Short Address with Color Tuning.

### CCT Fade rates

Slow and continuous fade from one CCT to another can be set for up to 2560 seconds.

