



# ATX LED Consultants Inc

Merged IoT and Power Solutions  
LED Drivers Room quality sensors

ATX Led Consultants Inc  
815-A Brazos #326  
Austin Tx, 78701  
512 377-6052

<http://atxled.com>



## PL-AF-Flood waterproof 802.3af or 802.3at PoE outdoor floodlight with PIR, 8 and 20 watt options

### Product Description - PL-AF-Flood

This Floodlight is powered by Ethernet cable! You can now add motion controlled light anywhere – without the need for 110v wiring. Bright 8 or 20 watts of long lifetime LED lighting is activated by a Passive Infrared Sensor. PoE allows power and data to be carried on Cat-5e cable, and our solution allows cameras and LED to share one cable. Use either 802.3af or passive injectors and switches over CAT5e, CAT6 or CAT7 Ethernet network cable. PIR detection for motion activation of the LED light.

Intended for use with Cisco or similar PoE switches, or our mode A PoE injectors, this active PoE solution negotiates with the switch to activate power for the built-in LED. It is the easiest to install outdoor lighting solution. The PoE switch supplies 48, 51 or 56 volts DC at the source location, the LED floodlight can be up to 328 ft away.

We also offer kits with up to 16 ports of PoE power – so one power supply can feed 4, 8, 12 or 16 floodlights at less cost than a Cisco switch. These kits include the Multi Port Passive POE injector and a power supply of 30 watts, 60 watts or 120 watts.

Another version, the PL-PoE-Flood also has a PoE output connector – attach a PoE Camera and LED floodlight from the same CAT-5e cable up to 328 ft from the source. Connect a PL-POE-Flood and PL-AT-Flood in series to cover two areas from one CAT-5 line.

### Specifications

Power source	RJ 45 male connector 802.3af mode A
Power Protocol	802.3af class 3 for 8 watt LED 802.3at for 20 watt LED
Input voltage range	44v to 57 volts
Power pins in	1&2 and 3&6 from PoE switch – either polarity
RJ45 Connector - female	IP67 waterproof, 150cm length
Max Power consumption	9 watts in for 8 watts of LED light 640 Lumens 21 watts in for 20 watts of LED light 1600 lumens
Input Current at 48v	200 ma input delivers 8 watts to LED
Motion Detection	Passive PIR, adjustable
LED Color Temperature	Warm White, 4000 °K
Operating Temperature	0°C ~ 50°C
Size	225 x 250 x 185 mm with 40 cm cord



Use any PoE switch up to 328 ft from the LED flood light.




## Motion Detection dials




Clockwise = maximum

Knob	Min	Max
Sens	5 ft	35 ft
Time	5 sec	120 sec
Lux	Night only	Day and night

# Order information for PoE Flood options

<b>White LED - Mode B</b>	<b>Share camera and light on one Cat-5e</b>
PL-POE-Flood-8w (48v passive PoE)	8 watt – power on pins 4&5: 7&8 pass thru 1&2: 3&6
PL-POE-Flood-8w-kit	As above, with injector for one floodlight
PL-POE-Flood-20w	20 watt – power on pins 4&5: 7&8 pass thru 1&2: 3&6
<b>Infrared LED - Mode B</b>	<b>Share camera and light on one Cat-5e</b>
PL-POE-IR-6w (24v passive PoE)	6 watt – power on pins 4&5: 7&8 pass thru 1&2: 3&6
PL-POE-IR-6w-kit	6 watt – power on pins 4&5: 7&8 pass thru 1&2: 3&6
<b>LED order codes – 802.3af/at</b>	<b>Works with any PoE switch</b>
PL-AF-Flood-8w 802.3af	8 watt – power on pins 1,2: 3,6 802.3af switch compatible
PL-AT-Flood-20w 802.3at	20 watt – power on pins 1,2: 3,6 802.3at switch compatible
<b>Multiport Injectors</b>	<b>Add on to any switch</b>
WS-POE-8-48v60w	Mode B Injector add-on for PoE switches to add 7 Flood-LEDs, wall mount, mode A passthru
WS-POE-12-48v120w	Mode B Injector add-on for PoE Switches to add 12 Flood-LEDs, rack mount, mode A passthru
 <p>Single power injector</p>	<div style="display: flex; justify-content: space-around;"> <div style="text-align: center;"> <p>12 Gigabit Ethernet Ports</p>  <p>one power supply</p> </div> <div style="text-align: center;"> <p><i>Power 8 Devices</i></p>  <p><i>Over Ethernet</i></p> </div> </div> <p>Multiport Injectors</p>

## Other PoE Products



PoE- watt meter



20 WATT, Dusk / Dawn



mode B passthru Flood